



Round 1 - Winton : 10 & 11 April
SUPERSPORT

Date: 10/04/21
Event: R03
Weather: Cloudy - Temp: 18C
Track: Dry

Leg 1

Started at: 13:58:06
Laps: 7
Starters: 24
Printed at: 14:10

PROVISIONAL CLASSIFICATION

Pos	No	Name	Machine	Laps	Race Time	Behind Leader	Behind Prev	Fastest Lap	On Lap	Top Speed
1	68	Luke POWER / Angel Wings	Kawasaki ZX6 600	7	10:01.413			1:24.877	5	213
2	29	Ted COLLINS / Deckert Group / RST Moto / Traction Control Suspension / Spikes Ltd	Suzuki GSXR 600	7	10:02.884	1.471	1.471	1:25.179	7	213
3	10a	Noel MAHON / Ross Services	Kawasaki ZX6R 600	7	10:13.273	11.860	10.389	1:25.924	3	209
4	95a	Harley SIDE / Race Center	Yamaha R6 600	7	10:17.097	15.684	3.824	1:26.603	4	211
5	52	Ryan TAYLOR / Kaloha Homes / Pablo's Motorcycle Tyres / RTR	Yamaha R6 600	7	10:17.236	15.823	.139	1:26.640	5	210
6	44	William SHARROCK / Race Center / Windspark Australia	Yamaha R6 600	7	10:21.334	19.921	4.098	1:27.123	3	210
7	808	Joseph MARINELLO	Yamaha R6 600	7	10:25.940	24.527	4.606	1:27.571	5	212
8	22a	Bryce THOMPSON / Top Tune Motorcycles / Murray Valley Training Centre	Kawasaki ZX6R 600	7	10:27.358	25.945	1.418	1:28.302	7	210
9	54	Brendan WILSON / Stainless Steel Projects / Barrys Tea	Yamaha R6 600	7	10:27.624	26.211	.266	1:27.817	4	208
10	52a	Mitchell HAWKSLEY / M-cycle City Tas / Launceston Environmental Services / Engine Reco & Parts	Honda CBR RR 600	7	10:35.706	34.293	8.082	1:29.524	7	206
11	31	John QUINN	Yamaha R6 600	7	10:40.986	39.573	5.280	1:27.692	7	209
12	262	Danyon ARNOLD	Honda CBR RR 600	7	10:45.513	44.100	4.527	1:30.070	4	195
13	77	Brendan HOLDEN	Kawasaki ZX6R 600	7	10:45.622	44.209	.109	1:30.609	2	207
14	88	Luke SANDERS / Race Center / Snoop Media	Yamaha R6 600	7	10:52.343	50.930	6.721	1:25.680	2	215
15	119	Aaron ROGERS / Thai on the island	Yamaha R6 600	7	10:59.106	57.693	6.763	1:28.828	7	201
16	22	Glenn NANKERVIS / Traralgon 4WD / Nankervis Motorsport	Yamaha R6 600	7	11:07.380	1:05.967	8.274	1:33.269	4	197
17	8	Brandon LEVIN	Suzuki GSXR 1000	7	11:16.360	1:14.947	8.980	1:34.625	7	200
18	61	Joshua REES / Walk the line tattoo / F45 / Moto Elite	Kawasaki ZX6R 600	7	11:23.525	1:22.112	7.165	1:35.967	6	202
19	15a	Johnathon HENDERSON	Honda CBR RR 600	7	11:27.680	1:26.267	4.155	1:36.289	7	196
20	21	Daniel LEONARD / The Grinning Dingo / Ords Motorcycles	Yamaha R6 600	7	11:27.696	1:26.283	.016	1:28.538	6	204
21	26	James KIELY / Know-How Carpentry / Race Center / Siemec / Fusport	Yamaha R6 600	7	11:27.846	1:26.433	.150	1:33.889	3	207
22	85a	David CAMPBELL	Suzuki GSXR 600	7	11:28.756	1:27.343	.910	1:36.376	4	201
23	333	Peter HARRISON	Yamaha R6 600	6	10:03.395	1 Lap		1:38.159	5	193
DNF	121	Reece OUGHTRED / Moto GC / Motobits / Dynoverks / LS2Helmets / Sign Pro	Yamaha R6 600	1	1:33.442	6 Laps		1:33.442	1	211

Chief Timekeeper - Colin Rothwell

Clerk of Course - Tony Bolin



COMPUTIME RACE TIMING SYSTEMS PTY LTD
www.computime.com.au

E-mail: scott@computime.com.au / Ph: 0418 17 13 17





**Round 1 - Winton : 10 & 11 April
SUPERSPORT**

Date: 10/04/21
Event: R03
Weather: Cloudy - Temp: 18C
Track: Dry

Started at: 13:58:06
Laps: 7
Starters: 24
Printed at: 14:10

PROVISIONAL CLASSIFICATION

Pos	No	Name	Machine	Laps	Race Time	Behind Leader	Behind Prev	Fastest Lap	On Lap	Top Speed
-----	----	------	---------	------	-----------	---------------	-------------	-------------	--------	-----------

Fastest Lap was 1:24.877 by Luke POWER

Current race lap record for SS class - 1:21.872 by Tom EDWARDS (NSW) on a Yamaha YZF-R6 set on 14/03/21

The results are provisional until the end of the time limit for protests and appeals.

Chief Timekeeper - Colin Rothwell

Clerk of Course - Tony Bolin



COMPUTIME RACE TIMING SYSTEMS PTY LTD
www.computime.com.au

E-mail: scott@computime.com.au / Ph: 0418 17 13 17





Round 1 - Winton : 10 & 11 April
SUPERSPORT

Date: 10/04/21
Event: R03
Weather: Cloudy - Temp: 18C
Track: Dry

Leg 1

Started at: 13:58:06
Laps: 7
Starters: 24
Printed at: 14:10

PROVISIONAL LAP TIMES

No	Name	Lap 1	Lap 2	Lap 3	Lap 4	Lap 5	Lap 6	Lap 7
8	Brandon LEVIN	1:44.443	1:36.442	1:35.468	1:35.651	1:34.899	1:34.832	1:34.625
10a	Noel MAHON	1:34.304	1:27.540	1:25.924	1:26.207	1:26.360	1:26.500	1:26.438
15a	Johnathon HENDERSON	1:46.538	1:37.203	1:37.703	1:36.767	1:36.316	1:36.864	1:36.289
21	Daniel LEONARD	2:28.831	1:33.976	1:30.045	1:28.991	1:28.639	1:28.538	1:28.676
22	Glenn NANKERVIS	1:42.799	1:35.613	1:34.035	1:33.269	1:33.491	1:34.109	1:34.064
22a	Bryce THOMPSON	1:35.654	1:28.921	1:29.309	1:28.377	1:28.335	1:28.460	1:28.302
26	James KIELY	1:42.181	1:34.899	1:33.889	1:34.169	1:53.497	1:35.027	1:34.184
29	Ted COLLINS	1:30.383	1:25.354	1:25.754	1:25.520	1:25.287	1:25.407	1:25.179
31	John QUINN	1:44.197	1:32.976	1:30.431	1:28.369	1:28.363	1:28.958	1:27.692
44	William SHARROCK	1:35.055	1:28.020	1:27.123	1:27.131	1:27.448	1:28.554	1:28.003
52	Ryan TAYLOR	1:34.073	1:28.427	1:27.067	1:26.730	1:26.640	1:27.190	1:27.109
52a	Mitchell HAWKSLEY	1:37.124	1:30.173	1:29.616	1:29.699	1:29.767	1:29.803	1:29.524
54	Brendan WILSON	1:36.305	1:29.229	1:29.624	1:27.817	1:27.889	1:28.337	1:28.423
61	Joshua REES	1:43.957	1:37.158	1:36.763	1:36.219	1:36.983	1:35.967	1:36.478
68	Luke POWER	1:30.572	1:25.235	1:25.804	1:24.932	1:24.877	1:24.961	1:25.032
77	Brendan HOLDEN	1:38.331	1:30.609	1:31.869	1:30.822	1:31.099	1:31.551	1:31.341
85a	David CAMPBELL	1:47.527	1:36.862	1:37.585	1:36.376	1:36.469	1:36.852	1:37.085
88	Luke SANDERS	1:30.827	1:25.680	2:01.091	1:28.600	1:28.196	1:28.430	1:29.519
95a	Harley SIDE	1:34.267	1:27.594	1:26.969	1:26.603	1:27.322	1:27.188	1:27.154
119	Aaron ROGERS	1:33.433	1:52.753	1:35.251	1:30.471	1:29.318	1:29.052	1:28.828
121	Reece OUGHTRED	1:33.442						
262	Danyon ARNOLD	1:41.760	1:31.419	1:30.143	1:30.070	1:30.362	1:31.588	1:30.171
333	Peter HARRISON	1:49.405	1:39.139	1:39.661	1:38.666	1:38.159	1:38.365	
808	Joseph MARINELLO	1:37.110	1:27.741	1:29.081	1:27.954	1:27.571	1:28.229	1:28.254

The results are provisional until the end of the time limit for protests and appeals.

Chief Timekeeper - Colin Rothwell

Clerk of Course - Tony Bolin



COMPUTIME RACE TIMING SYSTEMS PTY LTD
www.computime.com.au

E-mail: scott@computime.com.au / Ph: 0418 17 13 17





Round 1 - Winton : 10 & 11 April

SUPERSPORT

Leg 1

Date: 10/04/21
 Event: R03
 Weather: Cloudy - Temp: 18C
 Track: Dry

Started at: 13:58:06
 Laps: 7
 Starters: 24
 Printed at: 14:10

PROVISIONAL SPLIT TIMES

Lap	Split 1	Split 2	Split 3	Lap Time	Spd	Lap	Split 1	Split 2	Split 3	Lap Time	Spd
8 Brandon LEVIN (17th)						2	29.267	34.971	31.375	1:35.613	197
1	37.743	35.155	31.545	1:44.443	108	3	29.129	33.917	30.989	1:34.035	193
2	30.084	34.748	31.610	1:36.442	200	4	28.822	33.642	30.805	1:33.269	195
3	29.424	34.732	31.312	1:35.468	197	5	29.005	33.950	30.536	1:33.491	195
4	29.280	34.827	31.544	1:35.651	199	6	28.873	34.309	30.927	1:34.109	193
5	29.147	34.399	31.353	1:34.899	196	7	29.097	34.066	30.901	1:34.064	192
6	29.227	34.423	31.182	1:34.832	194	22a Bryce THOMPSON (8th)					
7	28.902	34.490	31.233	1:34.625	196	1	33.969	32.358	29.327	1:35.654	99
10a Noel MAHON (3rd)						2	27.743	31.961	29.217	1:28.921	210
1	33.013	32.472	28.819	1:34.304	79	3	27.716	32.305	29.288	1:29.309	207
2	27.592	31.556	28.392	1:27.540	208	4	27.424	31.918	29.035	1:28.377	208
3	26.556	30.908	28.460	1:25.924	208	5	27.463	31.831	29.041	1:28.335	208
4	26.741	31.028	28.438	1:26.207	209	6	27.254	32.047	29.159	1:28.460	208
5	26.924	31.006	28.430	1:26.360	208	7	27.177	32.079	29.046	1:28.302	207
6	26.893	31.099	28.508	1:26.500	208	26 James KIELY (21th)					
7	26.624	31.355	28.459	1:26.438	206	1	36.363	34.935	30.883	1:42.181	113
15a Johnathon HENDERSON (19th)						2	29.645	34.689	30.565	1:34.899	207
1	38.457	36.552	31.529	1:46.538	124	3	29.056	34.149	30.684	1:33.889	205
2	29.929	35.709	31.565	1:37.203	196	4	28.930	34.660	30.579	1:34.169	204
3	29.822	36.337	31.544	1:37.703	195	5	28.873	33.944	50.680	1:53.497	203
4	29.842	35.515	31.410	1:36.767	196	6	29.686	34.737	30.604	1:35.027	202
5	29.555	35.459	31.302	1:36.316	195	7	28.478	34.617	31.089	1:34.184	205
6	29.828	35.880	31.156	1:36.864	193	29 Ted COLLINS (2nd)					
7	29.753	35.299	31.237	1:36.289	194	1	30.972	31.266	28.145	1:30.383	64
21 Daniel LEONARD (20th)						2	26.223	30.946	28.185	1:25.354	210
1	32.658	32.132	1:24.041	2:28.831	94	3	26.818	30.916	28.020	1:25.754	209
2	30.603	32.637	30.736	1:33.976	168	4	26.136	31.368	28.016	1:25.520	212
3	28.129	32.144	29.772	1:30.045	204	5	26.354	30.993	27.940	1:25.287	213
4	27.632	31.992	29.367	1:28.991	203	6	26.432	30.938	28.037	1:25.407	213
5	27.477	31.902	29.260	1:28.639	203	7	26.117	30.803	28.259	1:25.179	210
6	27.327	31.967	29.244	1:28.538	204	31 John QUINN (11th)					
7	27.606	31.642	29.428	1:28.676	204	1	39.432	34.972	29.793	1:44.197	
22 Glenn NANKERVIS (16th)						2	28.070	34.295	30.611	1:32.976	209
1	36.806	34.872	31.121	1:42.799	112	3	27.946	32.699	29.786	1:30.431	208

Chief Timekeeper - Colin Rothwell

Clerk of Course - Tony Bolin



COMPUTIME RACE TIMING SYSTEMS PTY LTD
www.computime.com.au

E-mail: scott@computime.com.au / Ph: 0418 17 13 17





Round 1 - Winton : 10 & 11 April
SUPERSPORT

Leg 1

Started at: **13:58:06**
Laps: **7**
Starters: **24**
Printed at: **14:10**

Date: **10/04/21**
Event: **R03**
Weather: **Cloudy - Temp: 18C**
Track: **Dry**

PROVISIONAL SPLIT TIMES

Lap	Split 1	Split 2	Split 3	Lap Time	Spd	Lap	Split 1	Split 2	Split 3	Lap Time	Spd
4	27.364	31.858	29.147	1:28.369	205	6	27.366	31.925	29.046	1:28.337	207
5	27.346	32.123	28.894	1:28.363	207	7	27.265	32.049	29.109	1:28.423	205
6	27.554	32.197	29.207	1:28.958	208	61 Joshua REES (18th)					
7	26.907	31.756	29.029	1:27.692	206	1	37.425	34.822	31.710	1:43.957	117
44 William SHARROCK (6th)						2	30.720	34.947	31.491	1:37.158	195
1	33.432	32.542	29.081	1:35.055	88	3	29.657	35.554	31.552	1:36.763	202
2	27.290	31.820	28.910	1:28.020	209	4	29.910	35.054	31.255	1:36.219	199
3	26.803	31.531	28.789	1:27.123	209	5	30.148	35.289	31.546	1:36.983	198
4	26.806	31.530	28.795	1:27.131	210	6	30.213	34.570	31.184	1:35.967	197
5	26.579	31.487	29.382	1:27.448	209	7	30.372	34.584	31.522	1:36.478	195
6	27.004	31.852	29.698	1:28.554	208	68 Luke POWER (1st)					
7	26.869	31.854	29.280	1:28.003	207	1	31.180	31.230	28.162	1:30.572	55
52 Ryan TAYLOR (5th)						2	26.202	31.017	28.016	1:25.235	211
1	32.775	32.234	29.064	1:34.073	72	3	26.891	30.933	27.980	1:25.804	213
2	27.617	31.696	29.114	1:28.427	207	4	26.182	30.752	27.998	1:24.932	213
3	27.016	31.398	28.653	1:27.067	208	5	26.156	30.677	28.044	1:24.877	209
4	26.709	31.584	28.437	1:26.730	207	6	26.312	30.627	28.022	1:24.961	208
5	26.636	31.476	28.528	1:26.640	208	7	26.251	30.652	28.129	1:25.032	207
6	26.870	31.832	28.488	1:27.190	210	77 Brendan HOLDEN (13th)					
7	26.882	31.744	28.483	1:27.109	208	1	35.681	32.803	29.847	1:38.331	113
52a Mitchell HAWKSLEY (10th)						2	28.217	32.605	29.787	1:30.609	207
1	34.711	32.692	29.721	1:37.124	109	3	28.272	33.164	30.433	1:31.869	205
2	28.035	32.453	29.685	1:30.173	206	4	28.158	32.741	29.923	1:30.822	205
3	27.454	32.613	29.549	1:29.616	203	5	28.134	33.116	29.849	1:31.099	203
4	27.468	32.713	29.518	1:29.699	205	6	28.358	32.826	30.367	1:31.551	203
5	27.518	32.519	29.730	1:29.767	205	7	28.043	32.667	30.631	1:31.341	203
6	27.522	32.687	29.594	1:29.803	205	85a David CAMPBELL (22th)					
7	27.699	32.330	29.495	1:29.524	203	1	38.076	37.299	32.152	1:47.527	119
54 Brendan WILSON (9th)						2	30.002	35.186	31.674	1:36.862	200
1	34.440	32.427	29.438	1:36.305	107	3	30.210	35.943	31.432	1:37.585	201
2	27.894	32.257	29.078	1:29.229	208	4	29.944	35.227	31.205	1:36.376	201
3	27.228	32.461	29.935	1:29.624	208	5	30.019	35.210	31.240	1:36.469	199
4	27.346	31.574	28.897	1:27.817	205	6	30.003	35.637	31.212	1:36.852	199
5	27.125	31.808	28.956	1:27.889	207	7	30.217	34.856	32.012	1:37.085	198

Chief Timekeeper - Colin Rothwell

Clerk of Course - Tony Bolin



COMPUTIME RACE TIMING SYSTEMS PTY LTD
www.computime.com.au

E-mail: scott@computime.com.au / Ph: 0418 17 13 17





Round 1 - Winton : 10 & 11 April
SUPERSPORT

Leg 1

Started at: **13:58:06**

Laps: **7**

Starters: **24**

Printed at: **14:10**

Date: **10/04/21**
Event: **R03**
Weather: **Cloudy - Temp: 18C**
Track: **Dry**

PROVISIONAL SPLIT TIMES

Lap	Split 1	Split 2	Split 3	Lap Time	Spd	Lap	Split 1	Split 2	Split 3	Lap Time	Spd
88 Luke SANDERS (14th)						262 Danyon ARNOLD (12th)					
1	31.071	31.485	28.271	1:30.827	72	1	36.554	34.474	30.732	1:41.760	103
2	26.346	30.908	28.426	1:25.680	215	2	28.319	32.702	30.398	1:31.419	193
3	26.738	1:04.473	29.880	2:01.091	213	3	27.326	32.620	30.197	1:30.143	194
4	27.521	32.069	29.010	1:28.600	211	4	27.561	32.225	30.284	1:30.070	195
5	27.548	31.707	28.941	1:28.196	212	5	27.875	32.617	29.870	1:30.362	193
6	27.429	31.895	29.106	1:28.430	209	6	27.856	32.865	30.867	1:31.588	192
7	27.270	32.516	29.733	1:29.519	207	7	27.514	32.359	30.298	1:30.171	192
95a Harley SIDE (4th)						333 Peter HARRISON (23th)					
1	33.100	32.149	29.018	1:34.267	105	1	39.238	36.970	33.197	1:49.405	123
2	27.280	31.603	28.711	1:27.594	211	2	30.652	35.810	32.677	1:39.139	192
3	26.915	31.472	28.582	1:26.969	207	3	30.845	36.373	32.443	1:39.661	193
4	26.617	31.310	28.676	1:26.603	209	4	30.510	35.836	32.320	1:38.666	189
5	26.899	31.506	28.917	1:27.322	208	5	30.502	35.385	32.272	1:38.159	189
6	26.723	31.854	28.611	1:27.188	208	6	30.497	35.641	32.227	1:38.365	190
7	26.834	31.619	28.701	1:27.154	205						
119 Aaron ROGERS (15th)						808 Joseph MARINELLO (7th)					
1	32.228	32.011	29.194	1:33.433	77	1	34.812	32.771	29.527	1:37.110	93
2	50.008	32.909	29.836	1:52.753	200	2	27.078	31.783	28.880	1:27.741	212
3	28.338	35.857	31.056	1:35.251	201	3	27.510	32.815	28.756	1:29.081	210
4	27.418	32.861	30.192	1:30.471	200	4	26.855	32.159	28.940	1:27.954	212
5	27.618	32.010	29.690	1:29.318	200	5	26.679	32.212	28.680	1:27.571	209
6	27.099	32.682	29.271	1:29.052	196	6	27.120	32.250	28.859	1:28.229	208
7	27.017	32.560	29.251	1:28.828	199	7	27.134	32.123	28.997	1:28.254	208
121 Reece OUGHTRED (DNF)											
1	32.462	32.048	28.932	1:33.442	88						

The results are provisional until the end of the time limit for protests and appeals.

Chief Timekeeper - Colin Rothwell

Clerk of Course - Tony Bolin



COMPUTIME RACE TIMING SYSTEMS PTY LTD
www.computime.com.au

E-mail: scott@computime.com.au / Ph: 0418 17 13 17





Round 1 - Winton : 10 & 11 April
SUPERSPORT

Leg 1

Started at: 13:58:06
Laps: 7
Starters: 24
Printed at: 14:10

Date: 10/04/21
Event: R03
Weather: Cloudy - Temp: 18C
Track: Dry


PROVISIONAL FASTEST LAPS SEQUENCE

Lap	Race Pos	No	Name	Machine	Fastest Lap	On Lap
1	1	29	Ted COLLINS	Suzuki GSXR 600	1:30.383	1
2	1	29	Ted COLLINS	Suzuki GSXR 600	1:25.354	2
2	2	68	Luke POWER	Kawasaki ZX6 600	1:25.235	2
4	1	68	Luke POWER	Kawasaki ZX6 600	1:24.932	4
5	1	68	Luke POWER	Kawasaki ZX6 600	1:24.877	5

The results are provisional until the end of the time limit for protests and appeals.

Chief Timekeeper - Colin Rothwell

Clerk of Course - Tony Bolin



COMPUTIME RACE TIMING SYSTEMS PTY LTD
www.computime.com.au

E-mail: scott@computime.com.au / Ph: 0418 17 13 17





Round 1 - Winton : 10 & 11 April
SUPERSPORT

Date: 10/04/21
Event: R03
Weather: Cloudy - Temp: 18C
Track: Dry

Started at: 13:58:06
Laps: 7
Starters: 24
Printed at: 14:10


PROVISIONAL LAP SHEET

Leg 1

No	Lap Time	Gap	No	Lap Time	Gap	No	Lap Time	Gap	No	Lap Time	Gap	No	Lap Time	Gap
Lap 1			95a	1:27.594	6.124	262	1:30.143	21.831	61	1:36.219	47.554	68	1:24.961	
29	1:30.383		52	1:28.427	6.763	31	1:30.431	26.113	15a	1:36.767	51.668	29	1:25.407	1.324
68	1:30.572	.189	44	1:28.020	7.338	26	1:33.889	29.478	85a	1:36.376	51.807	10a	1:26.500	10.454
88	1:30.827	.444	22a	1:28.921	8.838	22	1:34.035	30.956	333	1:38.666	1:00.32	95a	1:27.188	13.562
119	1:33.433	3.050	808	1:27.741	9.114	8	1:35.468	34.862	21	1:28.991	1:15.30	52	1:27.190	13.746
121	1:33.442	3.059	54	1:29.229	9.797	88	2:01.091	36.107	Lap 5			44	1:28.554	16.950
52	1:34.073	3.690	52a	1:30.173	11.560	61	1:36.763	36.387	68	1:24.877		808	1:28.229	21.305
95a	1:34.267	3.884	77	1:30.609	13.203	119	1:35.251	39.946	29	1:25.287	.878	22a	1:28.460	22.675
10a	1:34.304	3.921	262	1:31.419	17.442	15a	1:37.703	39.953	10a	1:26.360	8.915	54	1:28.337	22.820
44	1:35.055	4.672	26	1:34.899	21.343	85a	1:37.585	40.483	95a	1:27.322	11.335	52a	1:29.803	29.801
22a	1:35.654	5.271	31	1:32.976	21.436	333	1:39.661	46.714	52	1:26.640	11.517	31	1:28.958	36.913
54	1:36.305	5.922	22	1:35.613	22.675	21	1:30.045	1:11.36	44	1:27.448	13.357	77	1:31.551	37.900
808	1:37.110	6.727	8	1:36.442	25.148	Lap 4			808	1:27.571	18.037	262	1:31.588	38.961
52a	1:37.124	6.741	61	1:37.158	25.378	68	1:24.932		22a	1:28.335	19.176	88	1:28.430	46.443
77	1:38.331	7.948	15a	1:37.203	28.004	29	1:25.520	.468	54	1:27.889	19.444	119	1:29.052	53.897
262	1:41.760	11.377	85a	1:36.862	28.652	10a	1:26.207	7.432	52a	1:29.767	24.959	22	1:34.109	56.935
26	1:42.181	11.798	119	1:52.753	30.449	95a	1:26.603	8.890	77	1:31.099	31.310	8	1:34.832	1:05.35
22	1:42.799	12.416	333	1:39.139	32.807	52	1:26.730	9.754	262	1:30.362	32.334	61	1:35.967	1:10.66
61	1:43.957	13.574	21	1:33.976	1:07.07	44	1:27.131	10.786	31	1:28.363	32.916	15a	1:36.864	1:15.01
31	1:44.197	13.814	Lap 3			808	1:27.954	15.343	88	1:28.196	42.974	85a	1:36.852	1:15.29
8	1:44.443	14.060	29	1:25.754		22a	1:28.377	15.718	22	1:33.491	47.787	26	1:35.027	1:17.28
15a	1:46.538	16.155	68	1:25.804	.120	54	1:27.817	16.432	119	1:29.318	49.806	21	1:28.538	1:22.63
85a	1:47.527	17.144	10a	1:25.924	6.277	52a	1:29.699	20.069	8	1:34.899	55.483	Lap 7		
333	1:49.405	19.022	95a	1:26.969	7.339	77	1:30.822	25.088	61	1:36.983	59.660	68	1:25.032	
21	2:28.831	58.448	52	1:27.067	8.076	262	1:30.070	26.849	15a	1:36.316	1:03.10	29	1:25.179	1.471
Lap 2			44	1:27.123	8.707	31	1:28.369	29.430	85a	1:36.469	1:03.39	333	1:38.365	1 lap
29	1:25.354		22a	1:29.309	12.393	26	1:34.169	38.595	26	1:53.497	1:07.21	10a	1:26.438	11.860
68	1:25.235	.070	808	1:29.081	12.441	22	1:33.269	39.173	333	1:38.159	1:13.61	95a	1:27.154	15.684
88	1:25.680	.770	54	1:29.624	13.667	88	1:28.600	39.655	21	1:28.639	1:19.06	52	1:27.109	15.823
10a	1:27.540	6.107	52a	1:29.616	15.422	119	1:30.471	45.365	Lap 6			44	1:28.003	19.921
			77	1:31.869	19.318	8	1:35.651	45.461	808	1:28.254	24.527			

Chief Timekeeper - Colin Rothwell

Clerk of Course - Tony Bolin



COMPUTIME RACE TIMING SYSTEMS PTY LTD
www.computime.com.au

E-mail: scott@computime.com.au / Ph: 0418 17 13 17





Round 1 - Winton : 10 & 11 April
SUPERSPORT

Leg 1

Started at: 13:58:06
Laps: 7
Starters: 24
Printed at: 14:10

Date: 10/04/21
Event: R03
Weather: Cloudy - Temp: 18C
Track: Dry


PROVISIONAL LAP SHEET

No	Lap Time	Gap
22a	1:28.302	25.945
54	1:28.423	26.211
52a	1:29.524	34.293
31	1:27.692	39.573
262	1:30.171	44.100
77	1:31.341	44.209
88	1:29.519	50.930
119	1:28.828	57.693
22	1:34.064	1:05.96
8	1:34.625	1:14.94
61	1:36.478	1:22.11
15a	1:36.289	1:26.26
21	1:28.676	1:26.28
26	1:34.184	1:26.43
85a	1:37.085	1:27.34

The results are provisional until the end of the time limit for protests and appeals.

Chief Timekeeper - Colin Rothwell

Clerk of Course - Tony Bolin



COMPUTIME RACE TIMING SYSTEMS PTY LTD
www.computime.com.au

E-mail: scott@computime.com.au / Ph: 0418 17 13 17





Round 1 - Winton : 10 & 11 April

SUPERSPORT

Leg 1

Started at: 13:58:06

Laps: 7

Starters: 24

Printed at: 14:10

Date: 10/04/21
Event: R03
Weather: Cloudy - Temp: 18C
Track: Dry

PROVISIONAL LAP CHART

Grid	1	2	3	4	5	6	7
68	29	29	29	68	68	68	68
29	68	68	68	29	29	29	29
88	88	88	10a	10a	10a	10a	10a
52	119	10a	95a	95a	95a	95a	95a
119	121	95a	52	52	52	52	52
10a	52	52	44	44	44	44	44
121	95a	44	22a	808	808	808	808
44	10a	22a	808	22a	22a	22a	22a
21	44	808	54	54	54	54	54
808	22a	54	52a	52a	52a	52a	52a
22a	54	52a	77	77	77	31	31
95a	808	77	262	262	262	77	262
31	52a	262	31	31	31	262	77
54	77	26	26	26	88	88	88
52a	262	31	22	22	22	119	119
262	26	22	8	88	119	22	22
77	22	8	88	119	8	8	8
26	61	61	61	8	61	61	61
22	31	15a	119	61	15a	15a	15a
8	8	85a	15a	15a	85a	85a	21
61	15a	119	85a	85a	26	26	26
85a	85a	333	333	333	333	21	85a
15a	333	21	21	21	21	333	
333	21						
777							

The results are provisional until the end of the time limit for protests and appeals.

Chief Timekeeper - Colin Rothwell

Clerk of Course - Tony Bolin



COMPUTIME RACE TIMING SYSTEMS PTY LTD
www.computime.com.au

E-mail: scott@computime.com.au / Ph: 0418 17 13 17





Round 1 - Winton : 10 & 11 April SUPERSPORT

Leg 1

Date: 10/04/21
Event: R03
Weather: Cloudy - Temp: 18C
Track: Dry

Started at: 13:58:06
Laps: 7
Starters: 24
Printed at: 14:11

PROVISIONAL BEST PARTIAL TIMES

Pos	Split 1		Split 2		Split 3		LAP		Ideal	Fastest
	Name	Time	Name	Time	Name	Time	Name	Time		
1	T. COLLINS	26.117	L. POWER	30.627	T. COLLINS	27.940	L. POWER	1:24.763	1:24.877	
2	L. POWER	26.156	T. COLLINS	30.803	L. POWER	27.980	T. COLLINS	1:24.860	1:25.179	
3	L. SANDERS	26.346	L. SANDERS	30.908	L. SANDERS	28.271	L. SANDERS	1:25.525	1:25.680	
4	N. MAHON	26.556	N. MAHON	30.908	N. MAHON	28.392	N. MAHON	1:25.856	1:25.924	
5	W. SHARROCK	26.579	H. SIDE	31.310	R. TAYLOR	28.437	R. TAYLOR	1:26.471	1:26.640	
6	H. SIDE	26.617	R. TAYLOR	31.398	H. SIDE	28.582	H. SIDE	1:26.509	1:26.603	
7	R. TAYLOR	26.636	W. SHARROCK	31.487	J. MARINELLO	28.680	W. SHARROC	1:26.855	1:27.123	
8	J. MARINELLO	26.679	B. WILSON	31.574	W. SHARROCK	28.789	J. MARINELL	1:27.142	1:27.571	
9	J. QUINN	26.907	D. LEONARD	31.642	J. QUINN	28.894	J. QUINN	1:27.557	1:27.692	
10	A. ROGERS	27.017	J. QUINN	31.756	B. WILSON	28.897	B. WILSON	1:27.596	1:27.817	
11	B. WILSON	27.125	J. MARINELLO	31.783	R. OUGHTRED	28.932	B. THOMPSON	1:28.043	1:28.302	
12	B. THOMPSON	27.177	B. THOMPSON	31.831	B. THOMPSON	29.035	D. LEONARD	1:28.213	1:28.538	
13	D. ARNOLD	27.326	A. ROGERS	32.010	A. ROGERS	29.194	A. ROGERS	1:28.221	1:28.828	
14	D. LEONARD	27.327	R. OUGHTRED	32.048	D. LEONARD	29.244	M. HAWKSLE	1:29.279	1:29.524	
15	M. HAWKSLEY	27.454	D. ARNOLD	32.225	M. HAWKSLEY	29.495	D. ARNOLD	1:29.421	1:30.070	
16	B. HOLDEN	28.043	M. HAWKSLEY	32.330	B. HOLDEN	29.787	B. HOLDEN	1:30.435	1:30.609	
17	J. KIELY	28.478	B. HOLDEN	32.605	D. ARNOLD	29.870	R. OUGHTRE	1:30.646	1:33.442	
18	G. NANKERVIS	28.822	G. NANKERVIS	33.642	G. NANKERVIS	30.536	J. KIELY	1:32.987	1:33.889	
19	B. LEVIN	28.902	J. KIELY	33.944	J. KIELY	30.565	G. NANKERVI	1:33.000	1:33.269	
20	J. HENDERSON	29.555	B. LEVIN	34.399	J. HENDERSON	31.156	B. LEVIN	1:34.483	1:34.625	
21	J. REES	29.657	J. REES	34.570	B. LEVIN	31.182	J. REES	1:35.411	1:35.967	
22	R. OUGHTRED	29.666	D. CAMPBELL	34.856	J. REES	31.184	D. CAMPBELL	1:36.005	1:36.376	
23	D. CAMPBELL	29.944	J. HENDERSON	35.299	D. CAMPBELL	31.205	J. HENDERSO	1:36.010	1:36.289	
24	P. HARRISON	30.497	P. HARRISON	35.385	P. HARRISON	32.227	P. HARRISON	1:38.109	1:38.159	

The results are provisional until the end of the time limit for protests and appeals.

Chief Timekeeper - Colin Rothwell

Clerk of Course - Tony Bolin



COMPUTIME RACE TIMING SYSTEMS PTY LTD
www.computime.com.au

E-mail: scott@computime.com.au / Ph: 0418 17 13 17

